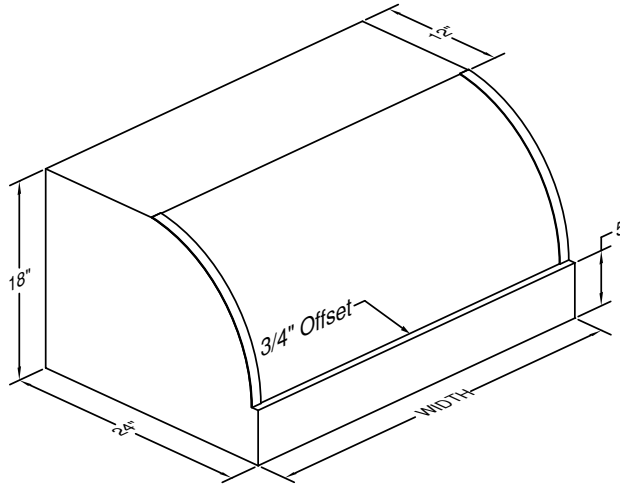


# Vent-A-Hood® WALL MOUNT RANGE HOOD SPECIFICATIONS

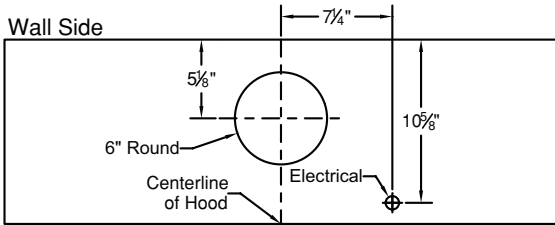
**CXH18-M** Equipped with GU10 lighting. M600 and M1200 blowers are sold separately. Features stainless steel baffle filters.

## Available Widths

30", 36", 42", 48",  
54", 60", & 66"

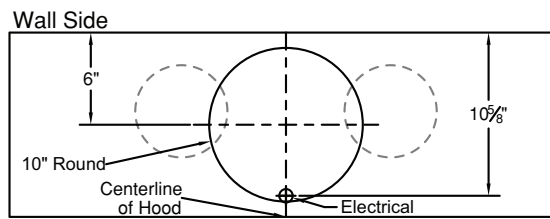


## M600 Connection Diagram



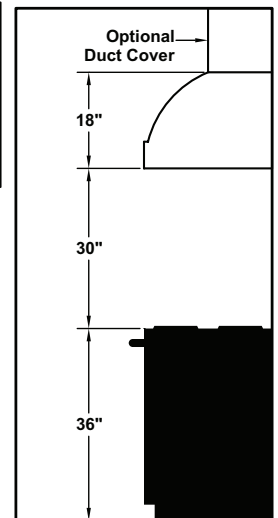
**Single Blower  
(Top View)**

## M1200 Connection Diagram



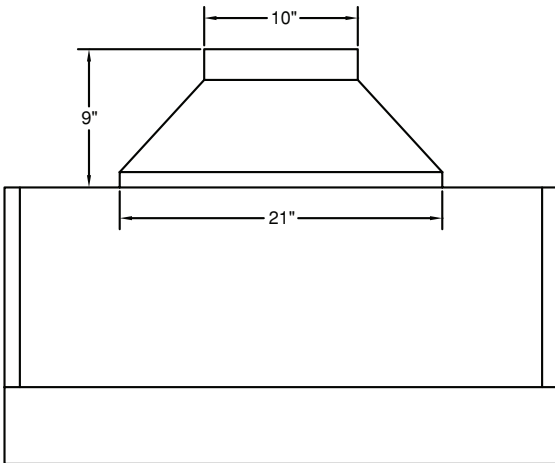
**Dual Blower with VP566 Transition  
(Top View, see below for others)**

## Recommended Mounting Height\*

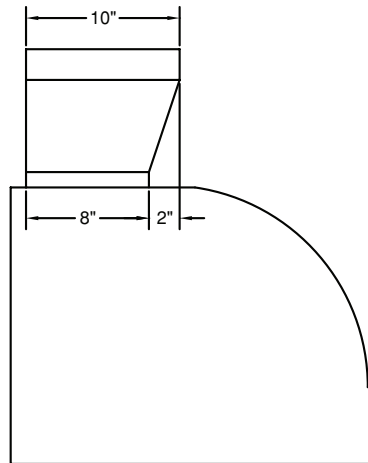


\*Recommended mounting height is for optimum performance.

## VP566 Transition Details (Included with M1200)



**VP566 Transition  
(Front View)**



**VP566 Transition  
(Side View)**

SPEED	CFM @ 0.1" S.P.	
	M600	M1200
1	240	420
2	300	645
3	500	865
4	625	1015

300 CFM limiting harness (WHM300) and 400 CFM limiting harness (WHM400) available (sold separately)

## Electrical/Mechanical Specifications For Blower Units

Model	Volts	Amps*	Hz	CFM SP@0.0"	CFM SP@0.1"	CFM SP@0.25"	CFM SP@0.5"	CFM SP@0.75"	Minimum Round Duct Size
M600 Single	115	5.0	60	630	625	615	600	580	6" (28 in. <sup>2</sup> )
M1200 Dual	115	10.0	60	1035	1015	1000	955	915	10" (79 in. <sup>2</sup> )

\* Add 0.5 amp for each halogen light. Hoods are available with halogen lights (2 lights: 30" - 41", 3 lights: 42" - 53", 4 lights: 54"-66").

SPECIFICATIONS SUBJECT TO CHANGE WITHOUT NOTICE Rev. 0518A

