



VENT-A-HOOD'S POWER LUNG PRODUCT LINE
WHERE LUXURY MEETS VALUE

Vent-A-Hood[®]



The first name in kitchen ventilation

www.ventahood.com

WHATEVER COOKING CONFIGURATION EXISTS VENT-A-HOOD HAS A PERFECT FIT

VENT-A-HOOD MAKES THE PERFECT RANGE HOODS FOR TODAY'S MOTION-FILLED KITCHENS. UNMATCHED AT WHISKING GREASE AND HEAT-POLLUTED AIR AWAY FROM YOUR COOKING AREA. IDEAL FOR 4 BURNER RESIDENTIAL GAS OR ELECTRIC COOKTOPS AND QUIETER PERFORMANCE—SO YOU CAN PAY ATTENTION TO EVERYTHING GOING ON AROUND YOU.

WHEN YOU HAVE OUR COMBINATION OF SUPERIOR TECHNOLOGY AND ATTRACTIVE DESIGN, YOU'LL SEE THAT NOTHING ELSE CAN COMPARE.

IT'S SIMPLE. CHOOSE THE RIGHT MODEL FOR YOUR INDIVIDUAL NEEDS

PROFESSIONAL / HIGH PERFORMANCE COOKING

VENT-A-HOOD PREMIUM MAGIC LUNG®

STANDARD 4-BURNER COOKTOPS

VENT-A-HOOD POWER LUNG

PERFORMANCE ECONOMY

VENT-A-HOOD M SERIES

power lung blower system



CLOSED



OPEN

POWER LUNG BLOWER SYSTEM. FEATURING THE VENT-A-HOOD
EXCLUSIVE CENTRIFUGAL GREASE SEPARATOR.

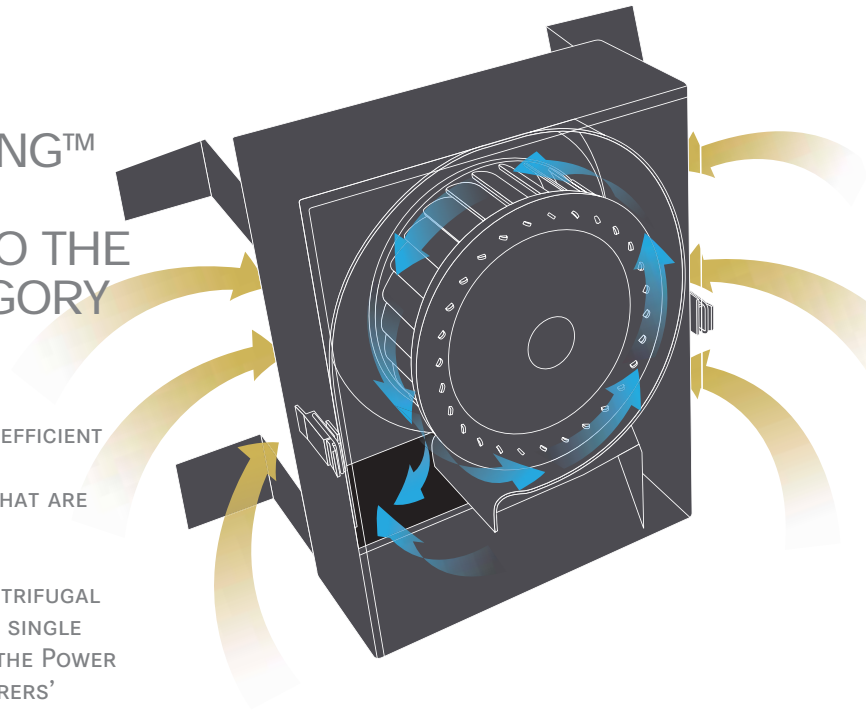
Vent-A-Hood

The first name in kitchen ventilation
www.ventahood.com

VENT-A-HOOD'S POWER LUNG™ BRINGS LUXURY & SUPERIOR PERFORMANCE TO THE VALUE RANGE HOOD CATEGORY

VENT-A-HOOD'S POWER LUNG PRODUCTS ARE ENGINEERED AS EFFICIENT AND QUIET VENTILATORS INCORPORATING SUPERIOR PERFORMANCE THAT FITS THE NEEDS OF COOKING PRODUCTS THAT ARE MOST COMMON IN THE MARKETPLACE.

THE EXCLUSIVE VENT-A-HOOD POWER LUNG BLOWER AND CENTRIFUGAL FILTER CHAMBER ARE BUILT TOGETHER AND WORK AS ONE IN A SINGLE HOUSING. ENGINEERED TO PROVIDE SUPERIOR PERFORMANCE, THE POWER LUNG AND FILTER ELIMINATE GREASE THAT OTHER MANUFACTURERS' BAFFLE AND MESH SCREENS DO NOT.



DESIGN INNOVATION & PATENTED ENGINEERING

VENT-A-HOOD STEPS FORWARD, SETTING A NEW STANDARD IN VALUE COOKING VENTILATION. FEATURES INCLUDE:

- EXCLUSIVE POWER LUNG SYSTEM (PATENTED)
- SENSASOURCE HEAT DETECTION (PATENTED)
- ACTIVE CANOPY ENGINEERING
- EZ CLEAN GREASE COLLECTION
- TOP OR BACK VENT INSTALLATION
- HALOGEN LIGHTING (STANDARD)
- LED LIGHTING IS AVAILABLE (INTERCHANGEABLE BULBS)
- UNDER-CABINET DESIGNS
- WALL MOUNT DESIGNS
- INSERT HOOD LINERS

VENT-A-HOOD'S POWER LUNG DELIVERS WHAT MATTERS MOST IN VENTILATION

CAPTURES GREASE:

VENT-A-HOOD RANGE HOODS FEATURING THE EXCLUSIVE POWER LUNG BLOWER WITH THE CENTRIFUGAL FILTER CHAMBER ACTIVELY REMOVE GREASE FROM THE AIR. THE GREASE IS CAPTURED AND HELD IN A COLLECTING TRAY. WHEN NEEDED, JUST REMOVE IT AND PUT IT IN THE DISHWASHER FOR TOTAL CLEANING. GREASE IS THE ENEMY, AND POWER LUNG WINS THE BATTLE.

CONTROLS SMOKE:

VENT-A-HOOD'S ACTIVE CANOPY DESIGN ENSURES THAT THERE IS MORE INTERIOR SURFACE UTILIZED TO HOLD HOT AIR AND SMOKE – KEEPING IT FROM EXITING THE HOOD CANOPY INTO THE ROOM.

EFFICIENT:

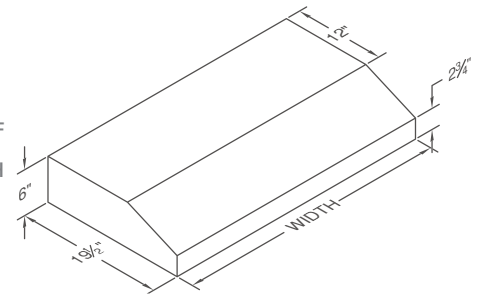
ENGINEERED WITH A CANOPY INCORPORATING CAPTURE AREA FOR VAPOR HOLDING CAPACITY MAKES THE POWER LUNG MUCH MORE EFFECTIVE AND ENERGY-EFFICIENT REQUIRING LOWER CFM (CUBIC FOOT PER MINUTE) OF AIR REMOVAL. MUCH LIKE EUROPEAN PRODUCTS, THE PATENTED POWER LUNG DESIGN COMBINES ENERGY EFFICIENCY WITH SUPERIOR PRODUCT PERFORMANCE. PRODUCTS AVAILABLE INCLUDE 6" TALL INSERT LINERS FOR WOOD ENCLOSURES, UNDER-CABINET MODELS INCLUDING THE STYLISH EMERALD SERIES DESIGN AS WELL AS TRADITIONAL PROFESSIONAL SERIES DESIGN.

COMPACT DESIGN WITH LINEAR STYLING IS THE IDEAL UPGRADE OR REPLACEMENT HOOD.



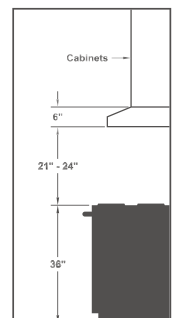
PRH6-K

THIS 6" TALL ULTIMATE UPGRADE OR REPLACEMENT HOOD FEATURES OUR EXCLUSIVE "ACTIVE CANOPY" TECHNOLOGY, WHICH CAPTURES COOKING VAPORS FROM ALL AREAS OF THE CANOPY. INCLUDES THE POWER LUNG BLOWER (SOUND RATING IS 7.4 SONES AT HIGH SPEED). THE HOOD INCLUDES SENSASOURCE®, HALOGEN LIGHTING, (LED OPTIONAL) AND TOP VENT/BACK VENT CAPABILITY. STANDARD WIDTHS ARE 24", 30", 36", AND 42" WIDE. THIS HOOD IS AVAILABLE IN BLACK, BISCUIT, GUNSMOKE, WHITE, SLATE OR STAINLESS STEEL FINISHES.



HALOGEN	WIDTH	CFM	EQUIV. CFM*	FUNC. SPECS
PRH6-K24	24"	250	375	PRH6-K24
PRH6-K30	30"	250	375	PRH6-K30
PRH6-K36	36"	250	375	PRH6-K36
PRH6-K42	42"	250	375	PRH6-K42

Recommended Mounting Height*



*Recommended mounting height is for optimum performance.

LED LIGHTING IS AVAILABLE (INTERCHANGEABLE BULBS)

PREMIUM POWER LUNG UNDER CABINET HOODS

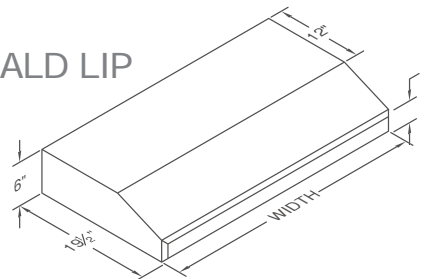
SLH6-K

THIS 6" TALL ULTIMATE UPGRADE OR REPLACEMENT HOOD FEATURES OUR EXCLUSIVE "ACTIVE CANOPY" TECHNOLOGY, WHICH CAPTURES COOKING VAPORS FROM ALL AREAS OF THE CANOPY. INCLUDES THE POWER LUNG BLOWER (SOUND RATING IS 7.4 SONES AT HIGH SPEED).

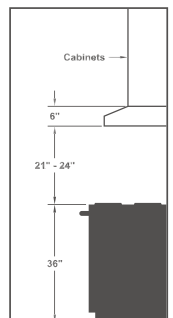
THE HOOD INCLUDES SENSASOURCE®, HALOGEN LIGHTING, (LED OPTIONAL) AND TOP VENT/BACK VENT CAPABILITY. STANDARD WIDTHS ARE 24", 30", 36", AND 42" WIDE. THIS HOOD IS AVAILABLE IN BLACK, BISCUIT, GUNSMOKE, WHITE, SLATE, OR STAINLESS STEEL FINISHES.



COMPACT DESIGN WITH OUR PATENTED EMERALD LIP
IS THE IDEAL UPGRADE REPLACEMENT HOOD



Recommended Mounting Height*



*Recommended mounting height is for optimum performance.

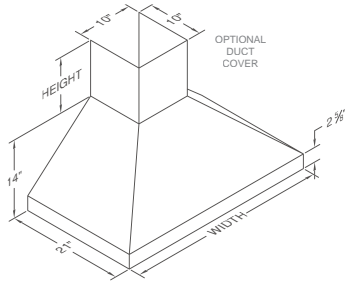
HALOGEN	WIDTH	CFM	EQUIV. CFM*	FUNC. SPECS
SLH6-K24	24"	250	375	SLH6-K24
SLH6-K30	30"	250	375	SLH6-K30
SLH6-K36	36"	250	375	SLH6-K36
SLH6-K42	42"	250	375	SLH6-K42

LED LIGHTING IS AVAILABLE (INTERCHANGEABLE BULBS)

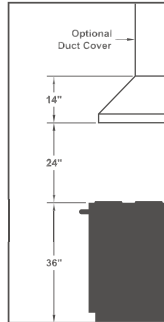
PREMIUM POWER LUNG WALL MOUNTED HOODS

PDH14-K

THE EUROLINE SERIES IS A VERSATILE EUROPEAN STYLE HOOD THAT CAN STAND ALONE OR BE INSTALLED BETWEEN CABINETS. AVAILABLE IN PAINTED, STAINLESS STEEL, REAL BRASS, REAL COPPER, OR HAMMERED COPPER FINISHES IN STANDARD SIZES. DUCT COVERS AVAILABLE FOR 7', 8', AND 9' CEILING HEIGHTS OR IN CUSTOM SIZES.



Recommended Mounting Height



*Recommended mounting height is for optimum performance.

LINEAR STYLING PERFECTLY ACCENTS THE DESIGNER STYLED KITCHEN

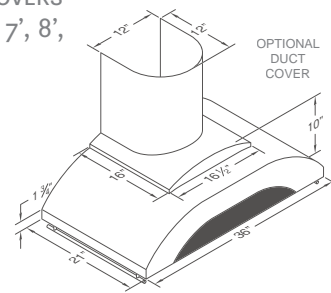
HALOGEN	WIDTH	CFM	EQUIV. CFM*	FUNC. SPECS
PDH14-K30	30"	250	375	PDH14-K30
PDH14-K36	36"	250	375	PDH14-K36
PDH14-K42	42"	250	375	PDH14-K42
PDH14-K48	48"	250	375	PDH14-K48

LED LIGHTING IS AVAILABLE (INTERCHANGEABLE BULBS)

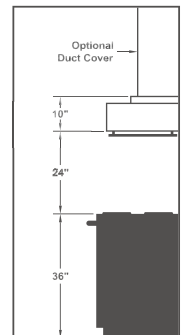


GTH-K36 SS

THIS WALL MOUNTED RANGE HOOD FEATURES A COMPACT AND CONTEMPORARY DESIGN THAT IS PERFECT FOR STANDARD 4 BURNER COOKING EQUIPMENT. INCLUDES THE POWER LUNG BLOWER (SOUND RATING IS 7.4 SONES AT HIGH SPEED). FIXED LENGTH STAINLESS STEEL RAIL IS STANDARD ON THIS MODEL. HOOD AVAILABLE IN STAINLESS STEEL. DUCT COVERS AVAILABLE FOR 7', 8', AND 9' CEILING HEIGHTS OR IN CUSTOM SIZES.



Recommended Mounting Height*



*Recommended mounting height is for optimum performance.

NOTE: DUCT COVER EXTENDS 4" INTO TOP OF HOOD.

COMPACT GLASS FRONT DESIGN WITH A CONTEMPORARY FEEL



HALOGEN	WIDTH	CFM	EQUIV. CFM*	FUNC. SPECS
GTH-K36 SS	36"	250	375	GTH-K36 SS

LED LIGHTING IS AVAILABLE (INTERCHANGEABLE BULBS)

COMPACT SPLIT-LAYERED VISUAL EFFECT IS THE IDEAL ADDITION TO ANY CONTEMPORARY KITCHEN.

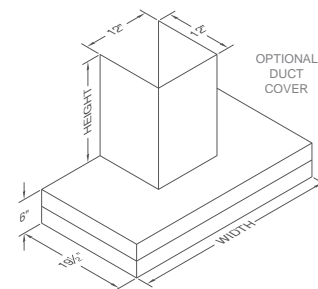
CWEH6-K

THIS WALL MOUNTED RANGE HOOD OFFERS A MULTI-LAYERED VISUAL EFFECT. INCLUDES THE POWER LUNG BLOWER (SOUND RATING IS 7.4 SONES AT HIGH SPEED). AVAILABLE IN PAINTED OR STAINLESS STEEL FINISHES ONLY IN STANDARD SIZES. DUCT COVERS AVAILABLE FOR 7', 8', AND 9' CEILING HEIGHTS OR IN CUSTOM SIZES.

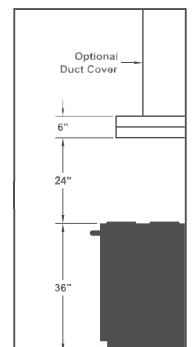


HALOGEN	WIDTH	CFM	EQUIV. CFM*	FUNC. SPECS
CWEH6-K30	30"	250	375	CWEH6-K30
CWEH6-K36	36"	250	375	CWEH6-K36
CWEH6-K42	42"	250	375	CWEH6-K42
CWEH6-K48	48"	250	375	CWEH6-K48

LED LIGHTING IS AVAILABLE (INTERCHANGEABLE BULBS)



Recommended Mounting Height*



*Recommended mounting height is for optimum performance.

PREMIUM POWER LUNG BUILT-IN WALL MOUNTED LINER INSERTS

KHSLD LINER

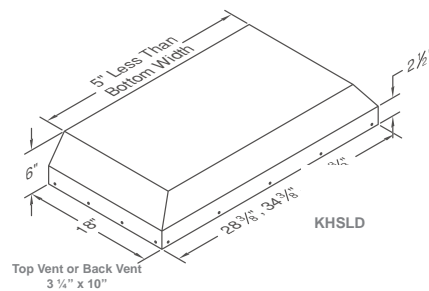
INCLUDES THE POWER LUNG BLOWER (SOUND RATING IS 7.4 SONES AT HIGH SPEED). THE LINER ALSO INCLUDES SENSASOURCE, HALOGEN LIGHTING, (LED OPTIONAL) AND TOP VENT/BACK VENT CAPABILITY. STANDARD WIDTHS ARE 28 3/8", 34 3/8", AND 40 3/8". THIS LINER IS ONLY AVAILABLE IN BLACK, GUNSMOKE, WHITE, OR STAINLESS STEEL FINISHES.



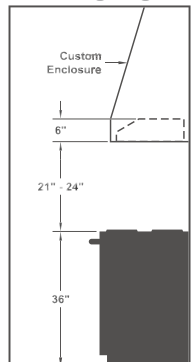
LINER INSERT WITH A COMPACT DESIGN

HALOGEN	WIDTH	CFM	EQUIV. CFM*	FUNC. SPECS
KH28SLD	28"	250	375	KH28SLD
KH34SLD	34"	250	375	KH34SLD
KH40SLD	40"	250	375	KH40SLD

LED LIGHTING IS AVAILABLE (INTERCHANGEABLE BULBS)



Recommended Mounting Height*



*Recommended mounting height is for optimum performance.

Vent-A-Hood®

The first name in kitchen ventilation

www.ventahood.com