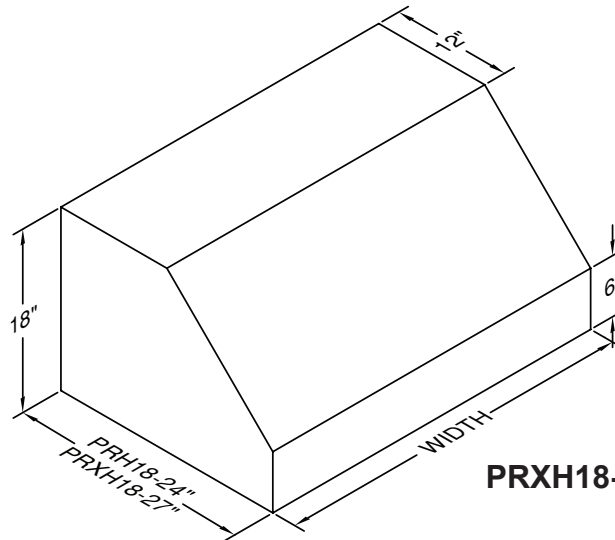


VentA Hood® WALL MOUNT RANGE HOOD SPECIFICATIONS

PRH18-M/PRXH18-M Equipped with LED GU10 lighting. X in part number indicates 27" depth. M600 and M1200 blowers are sold separately. Features stainless steel baffle filters.

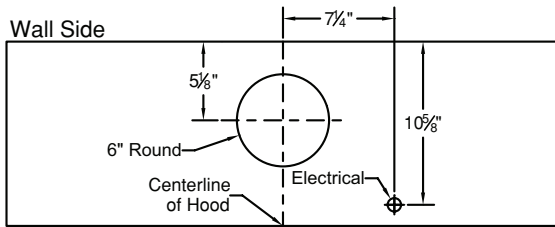
Available Widths

30", 36", 42", 48",
54", 60", & 66"



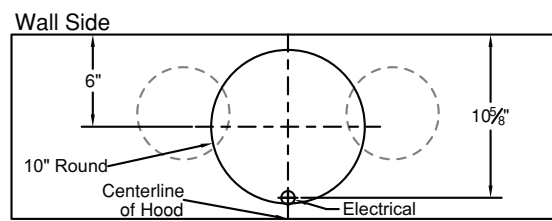
PRXH18-M/PRXH18-M

M600 Connection Diagram



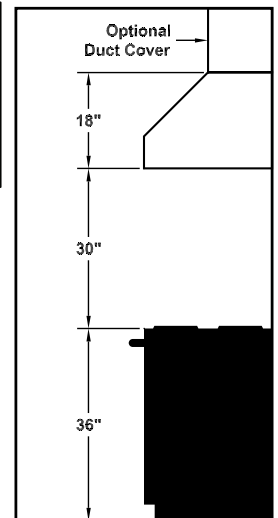
Single Blower
(Top View)

M1200 Connection Diagram



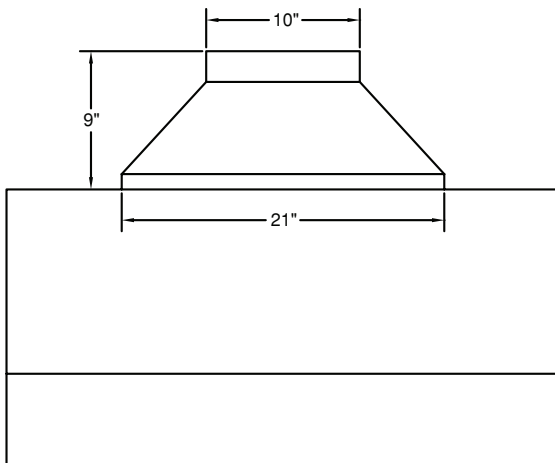
Dual Blower with VP566 Transition
(Top View, see below for others)

Recommended Mounting Height*

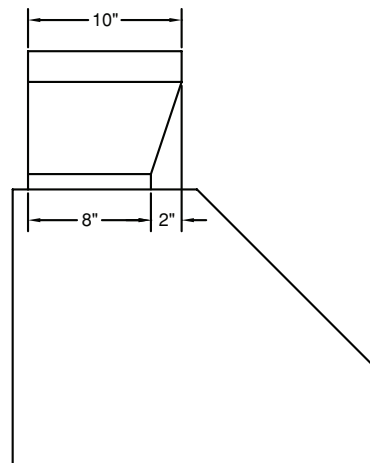


*Recommended mounting height is for optimum performance.

VP566 Transition Details (Included with M1200)



VP566 Transition
(Front View)



VP566 Transition
(Side View)

SPEED	CFM @ 0.1" S.P.	
	M600	M1200
1	240	420
2	300	645
3	500	865
4	625	1015

300 CFM limiting harness (WHM300) and 400 CFM limiting harness (WHM400) available (sold separately)

Electrical/Mechanical Specifications For Blower Units

Model	Volts	Amps*	Hz	CFM SP@0.0"	CFM SP@0.1"	CFM SP@0.25"	CFM SP@0.5"	CFM SP@0.75"	Minimum Round Duct Size
M600 Single	115	5.0	60	630	625	615	600	580	6" (28 in. ²)
M1200 Dual	115	10.0	60	1035	1015	1000	955	915	10" (79 in. ²)

* Hoods are available with LED GU10 lights (2 lights: 30" - 41", 3 lights: 42" - 53", 4 lights: 54"-66").

SPECIFICATIONS SUBJECT TO CHANGE WITHOUT NOTICE Rev. 1218A

